

39 200m Freestyle Women Heat

Official

NZR

Open New Zealand Long Course Record

1:55.44

2023-04-02

Auckland, N...

Erika Fairweather

Neptune Swim Club

18yr
NZR

18 Years New Zealand Long Course Record

1:57.08

2022-07-29

Erika Fairweather

Neptune Swim Club

17yr

17 Years New Zealand Long

~~1:57.26~~ 2021-04-07

Erika Fairweather

Show more






















☰ Entries



























☰ Heats

☰ Summary

Total

Rank	Competitor	Age	Club	RT	PTS	Result	
1	Osborne Summer	18	North Shore...	+0.71		2:05.67 Entry: 2:00.99 (+4.68)	Q
	50m: 28.98	100m: 1:01.14 (32.16)	150m: 1:33.18 (32.04)			200m: 2:05.67 (32.49)	
2	Tapper Milana	18	St Peter's S...	+0.72		2:06.32 Entry: 2:04.75 (+1.57)	Q
	50m: 29.71	100m: 1:01.80 (32.09)	150m: 1:33.97 (32.17)			200m: 2:06.32 (32.35)	
3	Bennett Brooke	17	North Cant...	+0.80		2:07.10 Entry: 2:05.60 (+1.50)	Q
	50m: 29.50	100m: 1:01.67 (32.17)	150m: 1:34.51 (32.84)			200m: 2:07.10 (32.59)	
4	McEwan Talitha	18	Mt Maunga...	+0.72		2:08.92 Entry: 2:05.22 (+3.70)	Q
	50m: 29.87	100m: 1:02.45 (32.58)	150m: 1:35.54 (33.09)			200m: 2:08.92 (33.38)	
5	Sweetman Olivia	18	Howick Pak...	+0.80		2:09.19 Entry: 2:07.51 (+1.68)	Q
	50m: 30.11	100m: 1:03.33 (33.22)	150m: 1:36.52 (33.19)			200m: 2:09.19 (32.67)	
6	Emmett Olivia	16	Club 37	+0.62		2:09.76 Entry: 2:05.45 (+4.31)	Q
	50m: 29.98	100m: 1:02.88 (32.90)	150m: 1:36.70 (33.82)			200m: 2:09.76 (33.06)	
7	Allan Eva	18	Club 37	+0.77		2:10.06 Entry: 2:03.97 (+6.09)	Q
	50m: 30.22	100m: 1:03.84 (33.62)	150m: 1:36.98 (33.14)			200m: 2:10.06 (33.08)	
8	Abdou Hanna	17	Wharenui S...	+0.79		2:10.32 Entry: 2:05.98 (+4.34)	Q
	50m: 30.33	100m: 1:03.78 (33.45)	150m: 1:37.09 (33.31)			200m: 2:10.32 (33.23)	
9	Peters Chloe	16	Hamilton Aq...	+0.67		2:10.72 Entry: 2:07.16 (+3.56)	Q

	50m: 29.89 200m: 2:10.72 (33.68)	100m: 1:03.55 (33.66)	150m: 1:37.04 (33.49)			
10	 Buissinne Kezia	16	 North Shore... +0.74	2:10.98 Entry: 2:11.26 (-0.28)	Q	
	50m: 29.82 200m: 2:10.98 (33.79)	100m: 1:03.20 (33.38)	150m: 1:37.19 (33.99)			
11	 De Coster Nina	16	 St Paul's S... +0.74	2:11.39 Entry: 2:06.07 (+5.32)	Q	
	50m: 30.00 200m: 2:11.39 (33.52)	100m: 1:03.59 (33.59)	150m: 1:37.87 (34.28)			
12	 Laban (V) Mia	16	 Howick Pak... +0.74	2:11.49 Entry: 2:11.47 (+0.02)	Q	
	50m: 29.78 200m: 2:11.49 (34.16)	100m: 1:03.17 (33.39)	150m: 1:37.33 (34.16)			
13	 Yamagami Kiri	14	 Club 37 +0.73	2:11.62 Entry: 2:11.99 (-0.37)	Q	
	50m: 30.19 200m: 2:11.62 (34.30)	100m: 1:03.17 (32.98)	150m: 1:37.32 (34.15)			
14	 Pedersen Zoe	17	 Coast Swi... +0.73	2:11.80 Entry: 2:05.42 (+6.38)	Q	
	50m: 30.22 200m: 2:11.80 (33.01)	100m: 1:04.05 (33.83)	150m: 1:38.79 (34.74)			
15	 Wong Alina	17	 Ice Breaker... +0.58	2:12.18 Entry: 2:12.04 (+0.14)	Q	
	50m: 30.53 200m: 2:12.18 (33.23)	100m: 1:04.53 (34.00)	150m: 1:38.95 (34.42)			
16	 Hay Sophie	17	 Hamilton Aq... +0.61	2:12.24 Entry: 2:10.56 (+1.68)	Q	
	50m: 30.90 200m: 2:12.24 (34.00)	100m: 1:04.33 (33.43)	150m: 1:38.24 (33.91)			
17	 Asiata Danielle	17	 Howick Pak... +0.66	2:12.27 Entry: 2:06.77 (+5.50)	R1	
	50m: 30.23 200m: 2:12.27 (34.10)	100m: 1:03.89 (33.66)	150m: 1:38.17 (34.28)			
18	 Gibbs Charlotte	18	 Tawa Swim... +0.64	2:12.76 Entry: 2:11.66 (+1.10)	R2	
	50m: 30.23 200m: 2:12.76 (34.19)	100m: 1:04.04 (33.81)	150m: 1:38.57 (34.53)			
19	 Riley Ariella	15	 Hamilton Aq... +0.64	2:13.08 Entry: 2:14.55 (-1.47)	Q	
	50m: 30.60 200m: 2:13.08 (33.85)	100m: 1:04.70 (34.10)	150m: 1:39.23 (34.53)			
20	 Macdonald Holli	16	 Enterprise ... +0.77	2:13.38 Entry: 2:11.01 (+2.37)	Q	
	50m: 30.59 200m: 2:13.38 (34.67)	100m: 1:03.96 (33.37)	150m: 1:38.71 (34.75)			
21	 Winter Heidi	15	 Alexandra ... +0.70	2:13.88 Entry: 2:13.91 (-0.03)	Q	
	50m: 30.17 200m: 2:13.88 (33.66)	100m: 1:04.69 (34.52)	150m: 1:40.22 (35.53)			

22	 Botha Michaela	18	 Howick Pak...	2:14.26 Entry: 2:12.73 (+1.53)	
	50m: 31.15 200m: 2:14.26 (34.14)	100m: 1:05.13 (33.98)	150m: 1:40.12 (34.99)		
23	 Austin Amelie	17	 St Paul's S... +0.74	2:14.83 Entry: 2:12.42 (+2.41)	
	50m: 31.46 200m: 2:14.83 (35.17)	100m: 1:05.11 (33.65)	150m: 1:39.66 (34.55)		
24	 Benyo (V) Julia	16	 Vikings Swi... +0.59	2:15.39 Entry: 2:15.29 (+0.10)	Q
	50m: 30.95 200m: 2:15.39 (34.89)	100m: 1:05.48 (34.53)	150m: 1:40.50 (35.02)		
25	 Nelson Holly	16	 North Shor... +0.77	2:15.74 Entry: 2:14.17 (+1.57)	Q
	50m: 31.02 200m: 2:15.74 (36.03)	100m: 1:04.64 (33.62)	150m: 1:39.71 (35.07)		
26	 Bell Millie	15	 North Cant... +0.75	2:16.08 Entry: 2:13.03 (+3.05)	Q
	50m: 31.50 200m: 2:16.08 (34.85)	100m: 1:06.10 (34.60)	150m: 1:41.23 (35.13)		
27	 Aburn Charlotte	15	 Neptune S... +0.70	2:16.15 Entry: 2:10.89 (+5.26)	Q
	50m: 30.72 200m: 2:16.15 (35.08)	100m: 1:05.49 (34.77)	150m: 1:41.07 (35.58)		
27	 Rawson Alanna	13	 St Peter's S... +0.67	2:16.15 Entry: 2:16.55 (-0.40)	Q
	50m: 31.39 200m: 2:16.15 (34.64)	100m: 1:05.94 (34.55)	150m: 1:41.51 (35.57)		
29	 Lovell Nicola	15	 Blenheim S... +0.77	2:16.27 Entry: 2:16.84 (-0.57)	Q
	50m: 31.51 200m: 2:16.27 (34.86)	100m: 1:06.27 (34.76)	150m: 1:41.41 (35.14)		
30	 Ogbuehi Malaika	18	 Neptune S... +0.82	2:16.35 Entry: 2:12.97 (+3.38)	
	50m: 31.25 200m: 2:16.35 (34.99)	100m: 1:05.17 (33.92)	150m: 1:41.36 (36.19)		
31	 Denamiel (V) Marianne	15	 New Caled... +0.81	2:16.36 Entry: 2:12.88 (+3.48)	Q
	50m: 31.57 200m: 2:16.36 (34.71)	100m: 1:06.11 (34.54)	150m: 1:41.65 (35.54)		
32	 Gwiazdzinski Meila	15	 Stratford Fl... +0.71	2:16.76 Entry: 2:14.65 (+2.11)	Q
	50m: 30.68 200m: 2:16.76 (36.11)	100m: 1:05.15 (34.47)	150m: 1:40.65 (35.50)		
33	 Cochran Jessica	16	 Pukekohe ... +0.74	2:16.85 Entry: 2:14.03 (+2.82)	Q
	50m: 31.33 200m: 2:16.85 (35.33)	100m: 1:06.15 (34.82)	150m: 1:41.52 (35.37)		
34	 Jarcet (V) Camille	15	 New Caled... +0.77	2:16.87 Entry: 2:14.77 (+2.10)	Q

50m: 30.92 100m: 1:06.13 (35.21) 150m: 1:41.80 (35.67)
200m: 2:16.87 (35.07)

35  **Parmenter Charlotte** 16  **Jasi Swim ...** +0.76 **2:16.88** Q
Entry: 2:09.03 (+7.85)

50m: 31.27 100m: 1:06.09 (34.82) 150m: 1:42.29 (36.20)
200m: 2:16.88 (34.59)

36  **Glintmeyer Milan** 15  **Coast Swi...** +0.76 **2:16.96** Q
Entry: 2:07.95 (+9.01)

50m: 31.10 100m: 1:05.83 (34.73) 150m: 1:41.38 (35.55)
200m: 2:16.96 (35.58)

37  **McBride Abby** 15  **Kiwi ASC** +0.75 **2:16.97** Q
Entry: 2:17.56 (-0.59)

50m: 31.47 100m: 1:06.49 (35.02) 150m: 1:42.12 (35.63)
200m: 2:16.97 (34.85)

38  **Henderson Grace** 17  **Aquagym S...** +0.74 **2:17.03** Q
Entry: 2:15.04 (+1.99)

50m: 31.71 100m: 1:06.20 (34.49) 150m: 1:42.02 (35.82)
200m: 2:17.03 (35.01)

39  **McEntyre Bella** 14  **Taiari Swim...** +0.70 **2:17.12** Q
Entry: 2:16.93 (+0.19)

50m: 31.03 100m: 1:05.93 (34.90) 150m: 1:42.37 (36.44)
200m: 2:17.12 (34.75)

40  **Wilson Ava** 15  **Coast Swi...** +0.75 **2:17.32** R1
Entry: 2:11.45 (+5.87)

50m: 31.82 100m: 1:06.92 (35.10) 150m: 1:42.29 (35.37)
200m: 2:17.32 (35.03)

41  **Riley Indy** 15  **Hamilton Aq...** **2:17.38** R2
Entry: 2:17.55 (-0.17)

50m: 31.24 100m: 1:06.33 (35.09) 150m: 1:42.12 (35.79)
200m: 2:17.38 (35.26)

42  **McIntosh Alex** 15  **United Swi...** +0.73 **2:17.48** Q
Entry: 2:10.42 (+7.06)

50m: 31.42 100m: 1:06.37 (34.95) 150m: 1:42.37 (36.00)
200m: 2:17.48 (35.11)

43  **Watt (V) Ellen** 16  **Australia** +0.71 **2:17.65** -
Entry: 2:12.93 (+4.72)

50m: 31.59 100m: 1:06.58 (34.99) 150m: 1:42.14 (35.56)
200m: 2:17.65 (35.51)

44  **Martin Sophie** 15  **SwimZone ...** +0.73 **2:17.76** Q
Entry: 2:16.41 (+1.35)



























50m: 31.67 100m: 1:06.76 (35.09) 150m: 1:42.95 (36.19)
200m: 2:17.76 (34.81)

45  **Scott Anabel** 16  **Swim Timaru** +0.81 **2:18.02** R1
Entry: 2:14.95 (+3.07)



50m: 30.96 100m: 1:05.76 (34.80) 150m: 1:42.19 (36.43)
200m: 2:18.02 (35.83)



46  **Baker Genaya** 15  **SwimZone ...** +0.82 **2:18.05** Q
Entry: 2:12.90 (+5.15)



50m: 31.13 100m: 1:05.60 (34.47) 150m: 1:41.38 (35.78)
200m: 2:18.05 (36.67)



47	 Leeds Indy	13	 North Cant...	+0.78	2:18.08 Entry: 2:18.53 (-0.45)	Q
	50m: 31.74 200m: 2:18.08 (35.56)	100m: 1:06.81 (35.07)	150m: 1:42.52 (35.71)			
48	 Upton Laila	14	 Capital Swi...	+0.71	2:18.14 Entry: 2:18.13 (+0.01)	Q
	50m: 31.12 200m: 2:18.14 (35.60)	100m: 1:06.20 (35.08)	150m: 1:42.54 (36.34)			
49	 Buissinne Alexis	16	 North Shor...	+0.73	2:18.29 Entry: 2:14.81 (+3.48)	R2
	50m: 30.97 200m: 2:18.29 (36.70)	100m: 1:05.39 (34.42)	150m: 1:41.59 (36.20)			
50	 Knight Kayla	15	 United Swi...	+0.74	2:18.64 Entry: 2:15.74 (+2.90)	
	50m: 30.00 200m: 2:18.64 (37.91)	100m: 1:04.03 (34.03)	150m: 1:40.73 (36.70)			
51	 Palmer Luisa	14	 Wanaka Sw...	+0.67	2:18.78 Entry: 2:13.19 (+5.59)	Q
	50m: 31.61 200m: 2:18.78 (36.14)	100m: 1:06.80 (35.19)	150m: 1:42.64 (35.84)			
52	 Sasamoto Rio	15	 Enterprise ...	+0.70	2:19.03 Entry: 2:15.26 (+3.77)	
	50m: 31.26 200m: 2:19.03 (36.49)	100m: 1:06.24 (34.98)	150m: 1:42.54 (36.30)			
53	 Fisher Tandia	13	 Wharenui S...	+0.73	2:19.72 Entry: 2:15.63 (+4.09)	Q
	50m: 30.81 200m: 2:19.72 (37.13)	100m: 1:06.07 (35.26)	150m: 1:42.59 (36.52)			
54	 Conley Paige	14	 Whanganui...	+0.71	2:20.33 Entry: 2:15.24 (+5.09)	Q
	50m: 31.99 200m: 2:20.33 (35.87)	100m: 1:07.81 (35.82)	150m: 1:44.46 (36.65)			
55	 Ah Scha (V) Lusia Laa	13	 Dumbea N...	+0.82	2:21.16 Entry: 2:23.39 (-2.23)	Q
	50m: 32.57 200m: 2:21.16 (35.15)	100m: 1:09.45 (36.88)	150m: 1:46.01 (36.56)			
56	 Simpson Ngamihi	17	 Swim Rotor...	+0.77	2:21.24 Entry: 2:14.82 (+6.42)	
	50m: 31.26 200m: 2:21.24 (37.40)	100m: 1:06.59 (35.33)	150m: 1:43.84 (37.25)			
57	 Thompson Maggie	13	 Kiwi West A...	+0.69	2:21.74 Entry: 2:20.84 (+0.90)	Q
	50m: 32.76 200m: 2:21.74 (36.24)	100m: 1:08.50 (35.74)	150m: 1:45.50 (37.00)			
58	 Wadham Scarlett	13	 Carterton S...	+0.79	2:21.79 Entry: 2:23.38 (-1.59)	Q
	50m: 31.87 200m: 2:21.79 (35.65)	100m: 1:08.46 (36.59)	150m: 1:46.14 (37.68)			
59	 Ding Cloris	13	 United Swi...	+0.62	2:22.45 Entry: 2:24.18 (-1.73)	Q



50m: 32.89 100m: 1:09.30 (36.41) 150m: 1:47.08 (37.78)
200m: 2:22.45 (35.37)



59  **Harper Stella** 13  **Wanaka Sw...** +0.79 **2:22.45** Q
Entry: 2:20.64 (+1.81)
50m: 33.54 100m: 1:11.08 (37.54) 150m: 1:48.07 (36.99)
200m: 2:22.45 (34.38)



61  **Lyles Jade** 13  **Phoenix Aq...** +0.56 **2:22.52** Q
Entry: 2:19.16 (+3.36)
50m: 32.49 100m: 1:09.42 (36.93) 150m: 1:46.58 (37.16)
200m: 2:22.52 (35.94)



62  **Peters Sophie** 13  **Hamilton Aq...** +0.75 **2:22.54** Q
Entry: 2:22.42 (+0.12)
50m: 32.69 100m: 1:10.30 (37.61) 150m: 1:46.80 (36.50)
200m: 2:22.54 (35.74)



63  **McDonnell Maeve** 13  **Howick Pak...** +0.65 **2:22.60** R1
Entry: 2:21.90 (+0.70)
50m: 33.45 100m: 1:09.98 (36.53) 150m: 1:46.73 (36.75)
200m: 2:22.60 (35.87)

64  **Hay Gemma** 13  **Hamilton Aq...** **2:23.18** R2
Entry: 2:23.61 (-0.43)
50m: 32.63 100m: 1:08.93 (36.30) 150m: 1:45.94 (37.01)
200m: 2:23.18 (37.24)



65  **Nadilo Marina** 15  **Nga Tai Tu...** +0.74 **2:23.20**
Entry: 2:17.25 (+5.95)
50m: 31.46 100m: 1:07.21 (35.75) 150m: 1:44.51 (37.30)
200m: 2:23.20 (38.69)



66  **McGrath Lily** 14  **Neptune S...** +0.70 **2:23.45** Q
Entry: 2:18.25 (+5.20)
50m: 33.00 100m: 1:09.72 (36.72) 150m: 1:48.03 (38.31)
200m: 2:23.45 (35.42)











67  **Humphries Brooke** 13  **North Shor...** **2:23.94**
Entry: 2:20.99 (+2.95)
50m: 33.79 100m: 1:11.22 (37.43) 150m: 1:48.07 (36.85)
200m: 2:23.94 (35.87)

68  **Skidmore Millie** 13  **Trojans Swi...** +0.77 **2:24.14**
Entry: 2:22.44 (+1.70)
50m: 32.20 100m: 1:08.93 (36.73) 150m: 1:47.39 (38.46)
200m: 2:24.14 (36.75)

69  **Smith Kaylee** 13  **St Paul's S...** +0.70 **2:24.36**
Entry: 2:22.90 (+1.46)
50m: 32.91 100m: 1:09.46 (36.55) 150m: 1:47.16 (37.70)
200m: 2:24.36 (37.20)

70  **Scott Tessa** 14  **St Paul's S...** +0.60 **2:24.41** Q
Entry: 2:15.49 (+8.92)
50m: 31.96 100m: 1:08.47 (36.51) 150m: 1:46.56 (38.09)
200m: 2:24.41 (37.85)

71  **Sercan (V) Ambre** 13  **Dumbea N...** +0.79 **2:24.61**
Entry: 2:22.34 (+2.27)
50m: 33.15 100m: 1:09.77 (36.62) 150m: 1:47.12 (37.35)
200m: 2:24.61 (37.49)

72	 Tongalea Mila	13	 United Swi...	+0.62	2:24.66 Entry: 2:23.29 (+1.37)
	50m: 32.71 200m: 2:24.66 (36.09)	100m: 1:10.09 (37.38)	150m: 1:48.57 (38.48)		
73	 Carter Violet	14	 Ice Breaker...	+0.61	2:24.69 Entry: 2:17.32 (+7.37) Q
	50m: 33.79 200m: 2:24.69 (36.36)	100m: 1:11.85 (38.06)	150m: 1:48.33 (36.48)		
74	 Hooton Zoe	13	 Coast Swi...	+0.67	2:26.19 Entry: 2:19.17 (+7.02)
	50m: 33.06 200m: 2:26.19 (38.36)	100m: 1:09.36 (36.30)	150m: 1:47.83 (38.47)		
75	 Migounoff Lara	13	 Pukekohe ...	+0.57	2:26.59 Entry: 2:23.74 (+2.85)
	50m: 32.50 200m: 2:26.59 (38.65)	100m: 1:09.65 (37.15)	150m: 1:47.94 (38.29)		
76	 Moh Paan (V) Leiana	13	 Dumbea N...	+0.83	2:32.47 Entry: 2:22.42 (+10.05)
	50m: 34.47 200m: 2:32.47 (39.54)	100m: 1:13.12 (38.65)	150m: 1:52.93 (39.81)		